



## VS-Homogenizer Optics

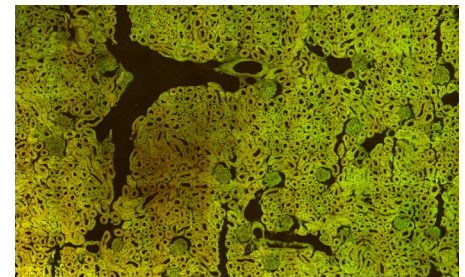
The Visitron Systems GmbH “VS-Homogenizer” optics are designed to enhance the laser illumination of spinning disk confocal CSU-X1. This optical component can be easily added to already installed CSU-X1 confocal scan heads. The existing functionality of the original CSU confocal head remains. This enhancement offers even illumination of large sample areas and allows high-sensitivity imaging of living cells without the need for mathematical shading correction.

## VS-Homogenizer for CSU-X1

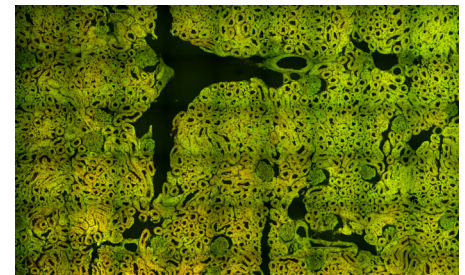
Improve  
Uniformity



### Result of minimized stitching artifacts



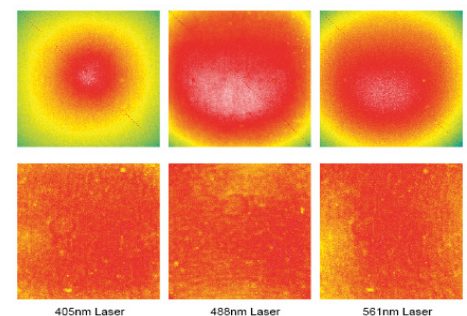
Scan slide acquisition with Visitron Homogenizer



Scan slide acquisition with a standard Yokogawa CSU-X1 System

## Technical Background

Laser-based microscopy generally uses gaussian beams to achieve optimal focusing of the excitation light in the sample plane. However, this requires making a trade-off between excitation uniformity and intensity. The new Visitron VS-Homogenizer tackles this challenge by providing a flat intensity profile whilst maintaining optimal focusing of the laser beam in the sample plane.



**Note: Patent pending**